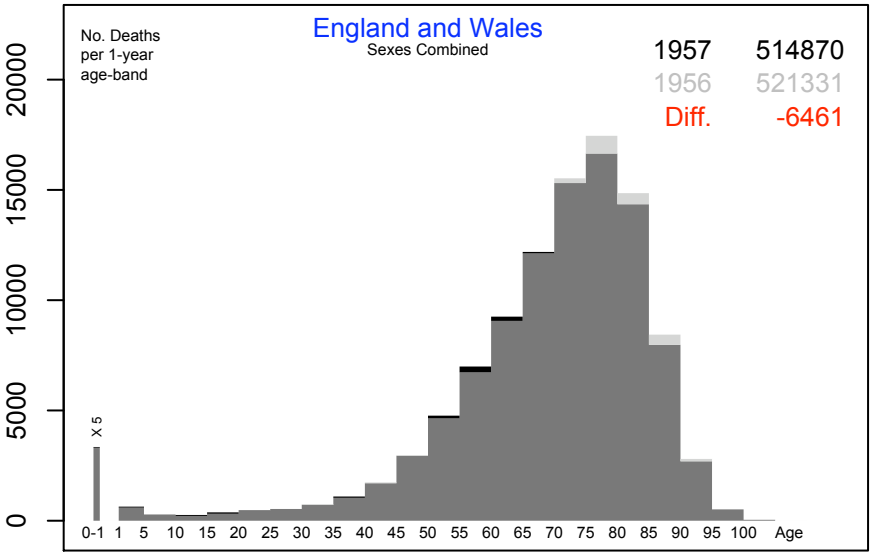
No. Deaths
per 1-year
age-band
England and Wales
Sexes Combined
1957 514870
1956 521331
Diff. -6461
X 5
0 5000 10000 15000 20000
0-1 1 5 10 15 20 25 30 35 40 45 50 55 60 65 70 75 80 85 90 95 100 Age

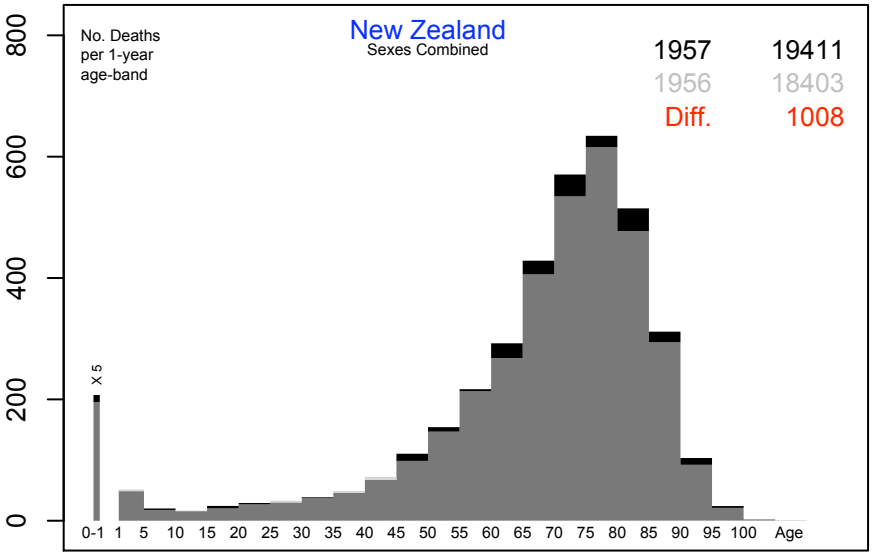
No. Deaths
per 1-year
age-band
New Zealand
Sexes Combined
1957 19411
1956 18403
Diff. 1008
X 5
0 200 400 600 800
0-1 1 5 10 15 20 25 30 35 40 45 50 55 60 65 70 75 80 85 90 95 100 Age

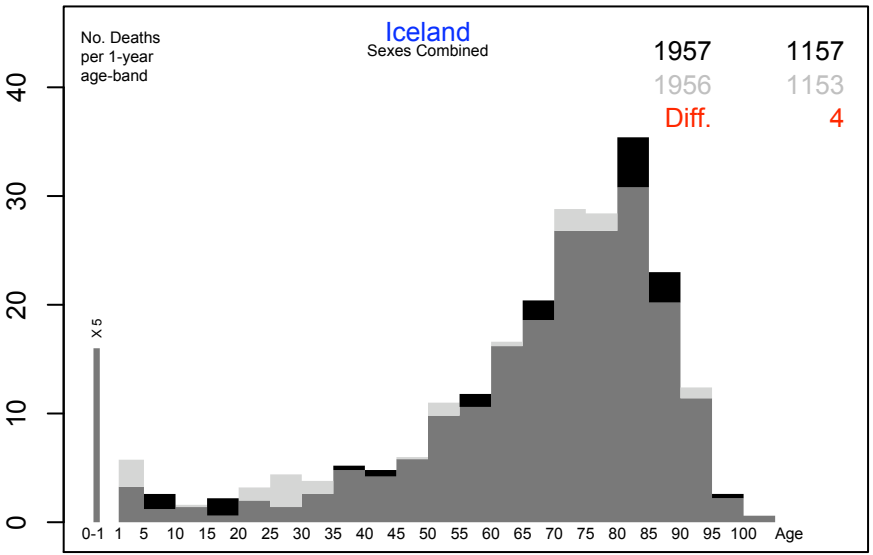
No. Deaths
per 1-year
age-band
Iceland
Sexes Combined
1957 1157
1956 1153
Diff. 4
X 5
0 10 20 30 40
0-1 1 5 10 15 20 25 30 35 40 45 50 55 60 65 70 75 80 85 90 95 100 Age

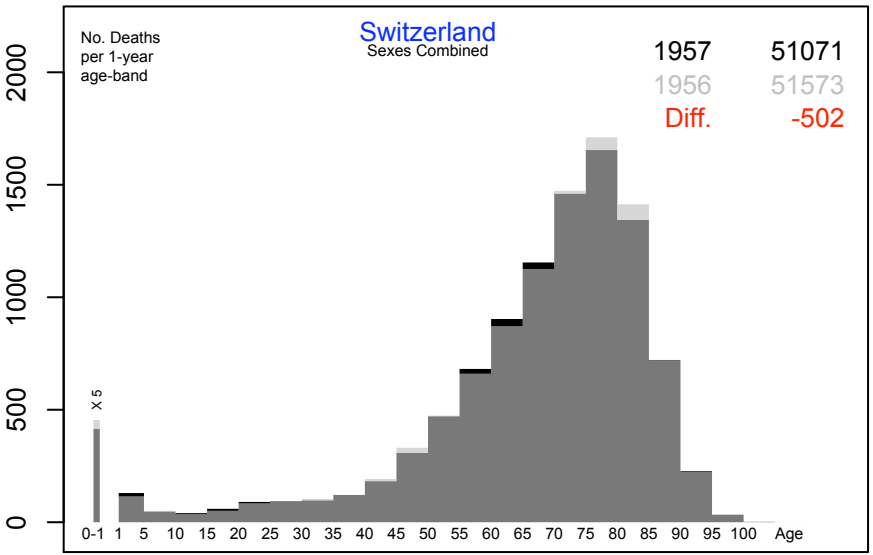
No. Deaths
per 1-year
age-band
Switzerland
Sexes Combined
1957 51071
1956 51573
Diff. -502
X 5
0 500 1000 1500 2000
0-1 1 5 10 15 20 25 30 35 40 45 50 55 60 65 70 75 80 85 90 95 100 Age